

Local Market Update – February 2014

A RESEARCH TOOL PROVIDED BY THE MULTIPLE LISTING SERVICE OF HILTON HEAD ISLAND AND THE HILTON HEAD AREA ASSOCIATION OF REALTORS®



2: Forest Beach

+ 150.0% **- 100.0%** **- 100.0%**

Change in
New Listings

Change in
Closed Sales

Change in
Median Sales Price

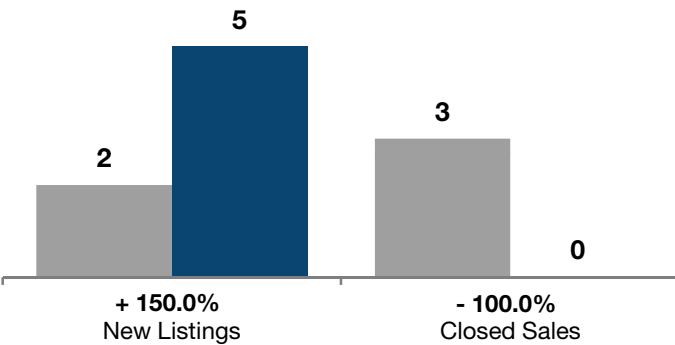
Detached Homes Only

	February			Year to Date		
	2013	2014	+ / -	2013	2014	+ / -
New Listings	2	5	+ 150.0%	13	14	+ 7.7%
Closed Sales	3	0	- 100.0%	6	0	- 100.0%
Median Sales Price*	\$580,000	\$0	- 100.0%	\$554,500	\$0	- 100.0%
Percent of List Price Received*	98.8%	0.0%	- 100.0%	97.8%	0.0%	- 100.0%
Days on Market Until Sale	26	0	- 100.0%	182	0	- 100.0%
Inventory of Homes for Sale	34	47	+ 38.2%	--	--	--

* Does not account for seller concessions. | Activity for one month can sometimes look extreme due to small sample size.

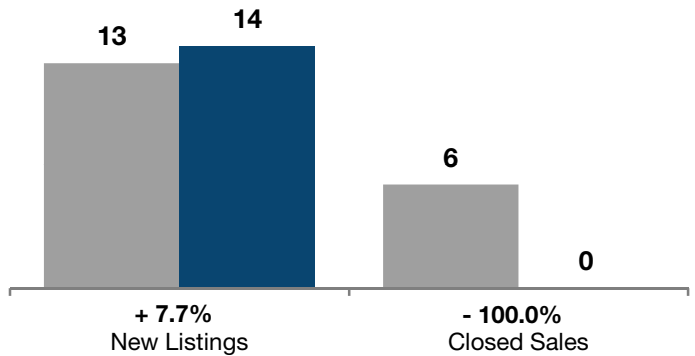
February

■ 2013 ■ 2014



Year to Date

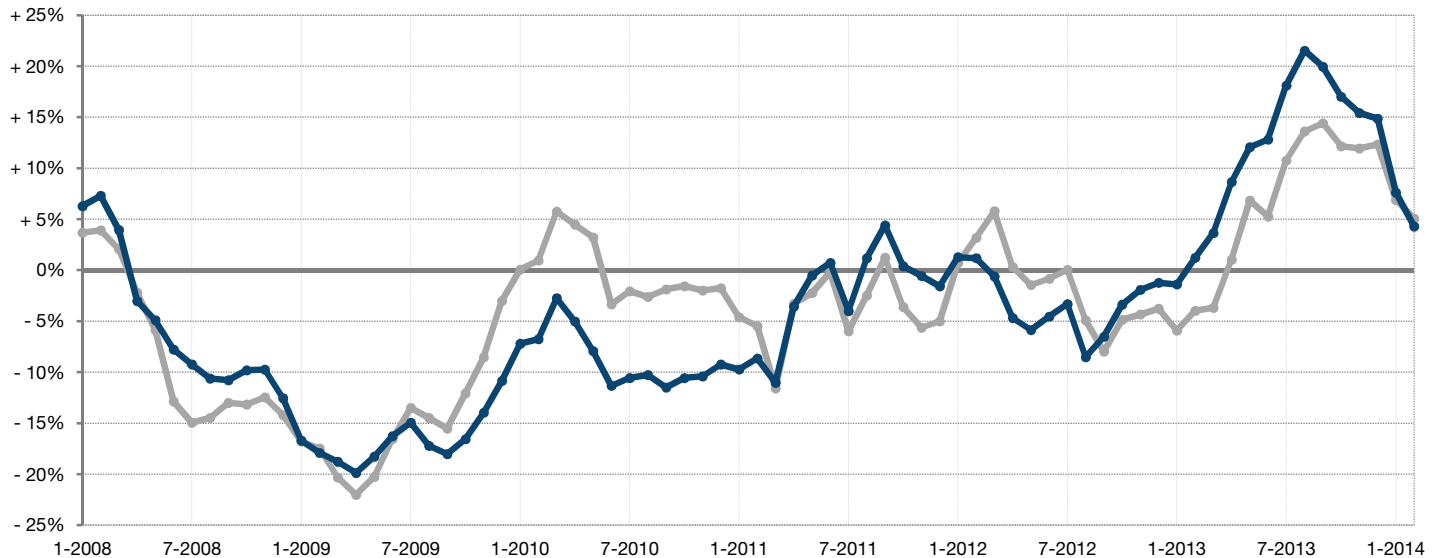
■ 2013 ■ 2014



Change in Median Sales Price from Prior Year (6-Month Average)**

All MLS —

2: Forest Beach – Detached Homes Only —



** Each dot represents the change in median sales price from the prior year using a 6-month weighted average. This means that each of the 6 months used in a dot are proportioned according to their share of sales during that period. | Data is Copyright © 2014 All Rights Reserved. MLS of Hilton Head Island. | Sponsored by South Carolina REALTORS®. | Powered by 10K Research and Marketing.